

# IPEDS & the ACRL Survey

A quick overview of annual federal reporting


# Charles P. Wiggins

2008 - Present     Director of Library Services, Isothermal Community College

- NCCCLA District 5 CCCLA Representative
- Ex-officio District 5 Mentor

2000 - 2008   Evening/Electronic Resources Librarian, Blue Ridge Community College

**I am NOT an expert.  
I'm just sharing my experiences.**



# What is IPEDS?

## Integrated Postsecondary Education Data System (IPEDS)

- 12 interrelated annual surveys collected over three collection periods (Fall, Winter, and Spring) > **Academic Libraries survey**
- National Center for Education Statistics (NCES), est. 1992 U.S. Department of Education
- Completion of all IPEDS surveys is mandatory for all institutions that participate in, or are applicants for participation in, any federal financial assistance program authorized by Title IV of the Higher Education Act of 1965
- Reporting data from PREVIOUS fiscal year. > **July 1, 2019 - June 30, 2020**

URL: [surveys.nces.ed.gov/ipeds/](https://surveys.nces.ed.gov/ipeds/)

P1987105

.....

LOGIN

[Forgot Password](#)

## FALL

<b>Components</b>	Institutional Characteristics Completions 12-month Enrollment
<b>Keyholders</b>	9 days left (Closes Oct 14)
<b>Coordinators</b>	23 days left (Closes Oct 28)

## WINTER

<b>Components</b>	Student Financial Aid Graduation Rates 200% Graduation Rates Admissions Outcome Measures
<b>Keyholders</b>	Opens Dec 09 (Closes Feb 10)
<b>Coordinators</b>	Opens Dec 09 (Closes Feb 24)

## SPRING

<b>Components</b>	Fall Enrollment Finance Human Resources Academic Libraries
<b>Keyholders</b>	Opens Dec 09 (Closes Apr 07)
<b>Coordinators</b>	Opens Dec 09 (Closes Apr 21)

## Reporting Resources

Access resources that will help with successful submission.

## Registration

The 2020-21 data collection cycle opens August 5, 2020. The surveys available for completion as of that date include:

- Registration
- Institution Identification
- Report Mapping (if applicable)
- IC Header

Keyholders should be registered prior to August 26. The CEO of any institution without a registered Keyholder by that date will be contacted by the IPEDS Help Desk so that one may be appointed. The Keyholder may be changed at any time during the collection cycle.

The IPEDS Help Desk is available to answer any questions. Call (877) 225-2568 or send an email to [ipedshelp@rti.org](mailto:ipedshelp@rti.org).

## Data Submission Requirement

The completion of all IPEDS surveys, in a timely and accurate manner, is mandatory for all institutions that participate or are applicants for participation in any Federal financial assistance program authorized by Title IV of the Higher Education Act of 1965, as amended. The completion of the surveys is mandated by 20 USC 1094, Section 487(a)(17).

The collection and reporting of racial/ethnic data are mandatory for all institutions that receive, are applicants for, or expect to be applicants for Federal financial assistance as defined in the Department of Education (ED) regulations implementing Title VI of the Civil Rights Act of 1964 (34 CFR 100.13), or defined in any ED regulations implementing Title IX of the Education Amendments of 1972. The collection of racial/ethnic data in vocational programs is mandated by Section 421(a)(1) of the Carl D. Perkins Vocational Education Act.

The reporting of racial/ethnic and gender data for institutional staff on the Human Resources component is also mandated by P.L. 88-352, Title VII of the Civil Rights Act of 1964, as amended by the Equal Employment Opportunity Act of 1972 (29 CFR 1602, subparts O, P, and Q), for institutions with fifteen (15) or more full-time employees.

For those institutions not required to complete this survey on the basis of the above requirements, completion is voluntary and authorized by P.L. 103-382, National Education Statistics Act of 1994, Sec. 404(a).

IPEDS data are not collected under a pledge of confidentiality.

## 2020-21 Data Collection Schedule

Changes to 2020-21 form: <https://surveys.nces.ed.gov/ipeds/public/changes-to-the-current-year>

IPEDS 2020-21 data collection schedule				
2020-21	Registration	Fall 6 weeks	Winter 9 weeks	Spring 17 weeks
Collection Opens	August 5	September 2	December 9	December 9
Collection Closes for Keyholders	Register by August 26	October 14	February 10	April 7
Collection Closes for Coordinators	Register by August 26	October 28	February 24	April 21
Components included	Registration; Report Mapping; Institution ID; IC-Header	Institutional Characteristics; Completions; 12-month Enrollment	Student Financial Aid; Graduation Rates; 200% Graduation Rates; Admissions; Outcome Measures	Fall Enrollment; Finance; Human Resources; Academic Libraries
Provisional Data available in the IPEDS Data Center*		Early summer	Early fall	Mid-fall

\* Release dates are approximate.

All institutions will be required to register for the 2020-21 data collection cycle.

UserIDs and passwords for 2020-21 will be distributed to all institutions on August 5. Those with designated keyholders will receive information via email. All institutions for which there is no designated keyholder will receive a letter directed to the CEO containing registration information.

Institutions are encouraged but not required to complete Report Mapping, Institution Identification, and IC Header during the Registration period.

Report Mapping (if applicable) and Institution Identification must be completed, and IC Header must be locked before the Fall surveys can be started. Report Mapping and IC Header are available until the end of the Fall collection. Institution Identification is available through Spring.

On August 26, NCES will review the registration status of each institution. If an institution has not registered as of this date, a letter will be sent to the CEO requesting appointment of a new keyholder.

# History Note

Annual reporting through 2013 college libraries alternated:

Even Years - IPEDS - Academic Libraries survey

Odd years - North Carolina Higher Education Data (NCHED) - A-6 Academic Library Survey

Beginning with 2014 the IPEDS Academic Libraries survey become annual.



## Library Collections/Circulation and Interlibrary Loan Services



Instructions



Video Tutorials

- Overview
- Screening Questions
- Section 1
  - Collections/Circulation and Interlibrary Loan Services
- Section 2
- Summary

## Section 1: Collections & Circulation

NOTE - This section of the Report the

collection

al. It does not cover all materials.  
of Fiscal Year 2019.

HELP!!!

Titles, not volumes

Library Collections	Physical		Digital/Electronic		Total
		Prior Year Amount		Prior Year Amount	
Books	26,653	26,791	461,471	424,061	
Databases			147	147	
Media		751	54,679	54,659	
Serials		11	54,177	47,776	
Total		553	570,474	526,643	597,879
		1,008	14,518	14,922	15,541

**Database**  
Collection of electronically stored data or unit records (facts, bibliographic data, and texts) with a common user interface and software for the retrieval and manipulation of the data. The data or records are usually collected with a particular intent and relate to a defined topic. Each database is counted individually even if access to several databases is supported through the same vendor interface.

Does your institution have Interlibrary Loan Services ?

No



Yes

Interlibrary Loan Services

Number

Prior Year Amount

Total interlibrary loans and documents provided to other libraries



164

678

Total interlibrary loans and documents received

56

51

E-books &  
E-media Usage  
ONLY. No serials.

You may use the space below to provide context for the data you've reported above. This context box will not be posted on the College Navigator Website.

## Library Collections/Circulation and Interlibrary Loan Services

- Overview
- Screening Questions
- ▼ Section 1
  - Collections/Circulation and Interlibrary Loan Services
- Section 2
- Summary

**Section I:**  
For all degree-granting institutions  
with library expenses >0 and/or access to a library collection

**NOTE** - This section of the survey collects data on selected types of material. It does not cover all materials. Report the total number of each category held at the END of Fiscal Year 2019.

Library Collections	Physical		Digital/Electronic		Total
		Prior Year Amount		Prior Year Amount	
Books	<input type="text" value="26,653"/>	26,791	<input type="text" value="461,471"/>	424,061	
<u>Databases</u>			<input type="text" value="147"/>	147	
Media	<input type="text" value="742"/>	751	<input type="text" value="54,679"/>	54,659	

Invalid data type
 Fatal error
 Confirm or explain
 Resolved explanation
 Overridden by Admin

If one of the above icons appears next to a data field or fields above, click on it to view a description of the error.

Library Circulation	<input type="text" value="1,023"/>	1,008	<input type="text" value="14,518"/>	14,922	15,541
---------------------	------------------------------------	-------	-------------------------------------	--------	--------

Does your institution have Interlibrary Loan Services ?

- ☐ No  
☒ Yes

<u>Interlibrary Loan Services</u>	Number	Prior Year Amount
Total interlibrary loans and documents provided to other libraries	<input type="text" value="164"/>	678
Total interlibrary loans and documents received	<input type="text" value="56"/>	51

**Data Error Alert.**  
**You MUST respond**

You may use the space below to provide context for the data you've reported above. This context box will not be posted on the College Navigator Website.



- Overview
- Screening Questionnaire
- ▼ Section 1
  - Collections/Collection Development
  - Interlibrary Loans
- Section 2
- Summary

surveys.nces.ed.gov/ipeds/ErrorCodePopUp.aspx?param=cbede0f1ceeaf0eddee0b8cea...

**For further assistance, please contact the IPEDS Help Desk at 1-877-225-2568**

**Error Description**

The number entered (164) is outside the expected range of between 475 and 881 compared to the prior year value. Please correct your data or explain.  
(Error #15015)

**Explanation:**  
Our largest net-borrower library withdrew from our local consortium and went to a state-wide consortium.

You have already accepted this error.

Close

cover all materials.  
2019.

	Total
Prior Year Amount	
424,061	
147	
54,659	
47,776	
526,643	597,879
14,922	15,541

**Interlibrary Loan Services**

	Number	Prior Year Amount
Total interlibrary loans and documents provided to other libraries	164	678
Total interlibrary loans and documents received	56	51

- Overview
- Screening Questions
- Section 1
- ▼ Section 2
  - Expenses
- Summary

Section II:  
For degree-granting institutions with  
library expenses  $\geq$  \$100,000

Library expenses

What corresponds to your

Section 2:  
Expenses \$\$

Indicate the number

(exclude the main or central library).

Prior Year Amount

0

0

Expenses

Amount

Total salaries and wages for the library staff

171,010

169,940

Are staff fringe benefits paid out of the library budget?



No



Yes

Total Fringe benefits

62,125

64,379

*Materials/services expenses*

One-time purchases of books, serial back-files, and other materials

28,934

Ongoing commitments to subscriptions

13,986

All other materials/services costs

806

Total materials/services expenses

43,726

43,977

*Operations and maintenance expenses*

Preservation services

726

All other operations and maintenance expenses

12,828

Total operations and maintenance expenses

13,554

13,139

Total Expenses

290,415

291,435

Total Expenses (minus Fringe Benefits)

228,290

227,056

ALL subscriptions



## Prepared by

- Overview
- Screening Questions
- Section 1
- Section 2
- ▼ Summary
  - Prepared by
  - Summary

The name of the preparer is being collected so that we can follow up with the appropriate person in the event that there are questions concerning the data. The Keyholder will be copied on all email correspondence to other preparers.

The time it took to prepare this component is being collected so that we can continue to improve our estimate of the reporting burden associated with IPEDS. Please include in your estimate the time it took for you to review instructions, query and search data sources, complete and review the component, and submit the data through the Data Collection System.

Thank you for your assistance.

**This survey component was prepared by:**

<input type="radio"/>	Keyholder	<input type="radio"/>	SFA Contact	<input type="radio"/>	HR Contact
<input type="radio"/>	Finance Contact	<input checked="" type="radio"/>	Academic Library Contact	<input type="radio"/>	Other
Name:	<input type="text" value="Charles Wiggins"/>				
Email:	<input type="text" value="cpwiggins@isothermal.edu"/>				

**How many staff from your institution only were involved in the data collection and reporting process of this survey component?**

<input type="text" value="2.00"/>	Number of Staff (including yourself)
-----------------------------------	--------------------------------------

**How many hours did you and others from your institution only spend on each of the steps below when responding to this survey component?**

*Exclude the hours spent collecting data for state and other reporting purposes.*

Staff member	Collecting Data Needed	Revising Data to Match IPEDS Requirements	Entering Data	Revising and Locking Data
Your office	<input type="text" value="22.00"/> hours	<input type="text" value="3.00"/> hours	<input type="text" value="1.50"/> hours	<input type="text" value="0.50"/> hours
Other offices	<input type="text" value="1.00"/> hours	<input type="text"/> hours	<input type="text"/> hours	<input type="text"/> hours

Invalid data type
 Fatal error
 Confirm or explain
 Resolved explanation
 Overridden by Admin

If one of the above icons appears next to a data field or fields above, click on it to view a description of the error.












# What is the ACRL Academic Library Trends and Statistics Survey?

<https://acrl.countingopinions.com/>



- Administered by the Association of College & Research Libraries (ALA)
- Includes all the the IPEDS Academic Libraries survey questions
- Much more extensive and detailed than IPEDS
- Voluntary - Membership not required to respond
- Includes option to download IPEDS data file to upload in the IPEDS system
- Respondents allowed access to the data summary results, including backfile
- Discount on annual subscription to the full data set

[acrlsupport@countingopinions.com](mailto:acrlsupport@countingopinions.com) 1-800-542-9847





**Library Information**

<b>REPORTING INSTITUTION</b>		<input type="text" value="Isothermal Community College"/>
<b>SHORT NAME FOR REPORTING INSTITUTION</b>		<input type="text" value="Isothermal CC"/>
<b>STREET ADDRESS</b>		<input type="text" value="PO BOX 804 / 286 ICC Loop Road"/>
<b>CITY</b>		<input type="text" value="Spindale"/>
<b>STATE/PROVINCE</b>		<input type="text" value="North Carolina"/>
<b>ZIP/POSTAL CODE</b>		<input type="text" value="28160-0804"/>
<b>COUNTRY</b>		<input type="text" value="United States"/>
<b>FISCAL YEAR END DATE</b>		<input type="text" value="2019-06-30"/>
<b>CARNEGIE CLASSIFICATION</b>		<input type="text" value="Associates"/>
<b>CARNEGIE CLASSIFICATION DETAILED OPTIONAL QUESTION</b>		<input type="text" value="Associate's Colleges: High Career &amp; Technical-High Nontraditional"/>
<b>IPEDS UNIT ID</b>		<input type="text" value="198710"/>

**Primary Contact**

<b>CONTACT'S NAME</b>		<input type="text" value="Charles P. Wiggins"/>
<b>TITLE</b>		<input type="text" value="Director of Library Services"/>
<b>EMAIL ADDRESS</b>		<input type="text" value="cpwiggins@isothermal.edu"/>
<b>PHONE NUMBER</b>		<input type="text" value="(828) 395-1306"/>

**Report Prepared By**

<b>YOUR NAME</b>		<input type="text" value="Charles P. Wiggins"/>
<b>YOUR TITLE</b>		<input type="text" value="Director of Library Services"/>
<b>YOUR EMAIL</b>		<input type="text" value="cpwiggins@isothermal.edu"/>
<b>YOUR PHONE NUMBER</b>		<input type="text" value="(828) 395-1306"/>



## Staffing

Census date: Report the number of filled or temporarily vacant FTE positions assigned to the library as of November 1 of the fiscal year.

Additional survey guidance: Report FTEs supported from ...[more](#)



Added to IPEDS this year

	Number of FTEs (A)	Salaries and wages, exclude fringe (B)
<u>01 LIBRARIANS</u>	<input type="text" value="1.50"/> 2.00 <input type="checkbox"/> NA/UA	<input type="text" value="\$99,939"/> \$103,241 <input type="checkbox"/> NA/UA
<u>02 OTHER PROFESSIONAL STAFF</u>	<input type="text" value="-1"/> -1 <input type="checkbox"/> NA/UA	<input type="text" value="-1"/> -1 <input type="checkbox"/> NA/UA
<u>03 TOTAL PROFESSIONAL STAFF</u>	<input type="text" value="1.50"/> 2.00	<input type="text" value="\$99,939"/> \$103,241
<u>04 ALL OTHER PAID STAFF (EXCEPT STUDENT ASSISTANTS)</u>	<input type="text" value="2.50"/> 2.50 <input type="checkbox"/> NA/UA	<input type="text" value="\$71,072"/> \$66,699 <input type="checkbox"/> NA/UA
<u>05 STUDENT ASSISTANTS</u>	<input type="text" value="-1"/> -1 <input type="checkbox"/> NA/UA	<input type="text" value="-1"/> -1 <input type="checkbox"/> NA/UA
<u>06 TOTAL, FTES AND SALARY &amp; WAGES (EXCLUDING FRINGE)</u>	<input type="text" value="4.00"/> 4.50	<input type="text" value="\$171,011"/> \$169,940

## Staff FTE and Fringe

<u>07 NUMBER OF HOURS TO WORK PER WEEK TO BE CONSIDERED FULL TIME AT THE INSTITUTION</u>	<input type="text" value="37.50"/> <input type="checkbox"/> NA/UA
<u>08 ARE STAFF FRINGE BENEFITS PAID FROM THE LIBRARY BUDGET?</u>	<input checked="" type="radio"/> Yes <input type="radio"/> No
<u>09 STAFF FRINGE BENEFITS IF PAID FROM THE LIBRARY BUDGET</u>	<input type="text" value="\$62,126"/> \$64,379 <input type="checkbox"/> NA/UA



17 Mar 2020  
10:38

# Colleague: XDBR, XIFR

Isothermal Community College  
Departmental Budget Report  
UNIT 47000 Library

Salaries 88169.09  
11770 -  
99,939.09 Librarians  
71871.50 OTHER STAFF

Page 1  
June 2019

Acct Code	Account Name	Budget	Expended This Month	Expended This Year	Unexpended Balance	Outstd Encum	Unencumb Balance
11-410-97-511300	Library/Learnin FT Professional	88252.00	1823.50	84942.06	3309.94	0.00	3309.94
11-410-97-515000	Library/Learnin FT Technical/Pa	64680.00	5390.00	64680.00	0.00	0.00	0.00
11-410-97-515010	Library/Learnin PT Technical/Pa	16411.00	3374.50	17660.50	1249.50	0.00	1249.50
11-410-97-518100	Library/Learnin Social Security	12938.00	786.99	12780.13	157.87	0.00	157.87
11-410-97-518200	Library/Learnin Retirement	29547.00	1417.73	28979.18	567.82	0.00	567.82
11-410-97-518300	Library/Learnin Medical Insuran	20367.00	1555.92	20366.33	0.67	0.00	0.67
11-410-97-518700	Library/Learnin Longevity Payme	3728.00	0.00	3728.00	0.00	0.00	0.00
11-410-97-526000	Library/Learnin Office Supplies	1423.00	0.00	1422.98	0.02	0.00	0.02
11-410-97-531110	Library/Learnin In-State Ground	192.00	0.00	191.75	0.25	0.00	0.25
11-410-97-531140	Library/Learnin In-State Lodgin	322.00	0.00	321.82	0.18	0.00	0.18
11-410-97-531150	Library/Learnin In-State Meals	126.00	0.00	125.40	0.60	0.00	0.60
11-410-97-531500	Library/Learnin Registration Fe	165.00	0.00	165.00	0.00	0.00	0.00
11-410-97-535450	Library/Learnin Maint. Agreemen	9018.00	0.00	9017.96	0.04	0.00	0.04
11-410-97-539400	Library/Learnin Magazine/Newspa	2675.00	0.00	2674.08	0.92	0.00	0.92
11-410-97-539410	Library/Learnin Online Subscrip	11313.00	0.00	11312.57	0.43	0.00	0.43
11-410-97-539500	Library/Learnin Other Current E	1527.00	0.00	1526.39	0.61	0.00	0.61
State Current Unrestricted TOTALS		262684.00	14348.64	259894.15	2789.85	0.00	2789.85
17-920-97-551000	Equipment Office Equipment	8401.00	8400.57	0.00	8401.00	0.00	8401.00
17-920-97-555400	Equipment Other Equipment Expen	8025.00	8025.00	0.00	8025.00	0.00	8025.00
17-930-97-556100	Books Books	31893.00	1456.93	28934.28	2958.72	0.00	2958.72
State Capital Outlay TOTALS		48319.00	14968.64	28934.28	19384.72	0.00	19384.72
UNIT TOTALS		311003.00	620.00	288828.43	22174.57	0.00	22174.57

Q21 = 11,312.57 - Databases  
2674.08 - Periodicals  
13,986.65 - Ongoing Comm.  
Q21A = 2711.38 EBSCO

Q22 - 806.80 - OCLC  
Q24 - 728.76 - BINDERY








Q25 - 11244.91 SUPPLIES, TRAVEL, MAINT. FEES  
- 1584.01 PAPER, CZPRINT, DUFFIES, PARTS

Q21B = Chronicle of the 866.70  
CHOICE 644.43  
Q21B 1561.13





**Expenses (exclude staff)**

Expenses should be reported for the most recent 12-month period that corresponds to your institution's fiscal year that ends before October 1, 2019. Report funds expended by the library (regardless ...[more](#))

**Materials/services expenses**



<b>20 ONE-TIME PURCHASE OF BOOKS, SERIAL BACKFILES, AND OTHER MATERIALS</b>		\$28,934	\$33,282 <input type="checkbox"/> NA/UA
<b>20A E-BOOKS (IF AVAILABLE)</b>		\$0	\$0 <input type="checkbox"/> NA/UA
<b>21 ONGOING COMMITMENTS TO SUBSCRIPTIONS</b>		\$13,987	\$9,927 <input type="checkbox"/> NA/UA
<b>21A E-BOOKS (IF AVAILABLE)</b>		\$2,711	\$2,626 <input type="checkbox"/> NA/UA
<b>21B E-JOURNALS (IF AVAILABLE)</b>		\$1,561	\$1,495 <input type="checkbox"/> NA/UA
<b>22 ALL OTHER MATERIALS/SERVICE COST</b>		\$806	\$768 <input type="checkbox"/> NA/UA
<b>23 TOTAL MATERIALS/SERVICES EXPENSES</b>		\$43,727	\$43,977

**Operations and maintenance expenses**

<b>24 PRESERVATION SERVICES</b>		\$726	\$158 <input type="checkbox"/> NA/UA
<b>25 ALL OTHER OPERATIONS AND MAINTENANCE EXPENSES</b>		\$12,829	\$12,981 <input type="checkbox"/> NA/UA
<b>26 TOTAL OPERATIONS AND MAINTENANCE EXPENSES</b>		\$13,555	\$13,139
<b>27 ARE EXPENSES REPORTED IN CANADIAN DOLLARS?</b>		<input type="radio"/> Yes <input checked="" type="radio"/> No	

**Total Expenses**

These amounts will be calculated for you. Both lines are used for the AL component.

<b>30 INCLUDES SALARIES AND WAGES FROM ALL IDENTIFIABLE SOURCES, INCLUDES FRINGE</b>		\$290,418	\$291,435
<b>31 INCLUDES SALARIES AND WAGES FROM ALL IDENTIFIABLE SOURCES, EXCLUDES FRINGE</b>		\$228,292	\$227,056

General Ledger Number : 11-410-97-539500-47000

Fiscal Year : 2019

GL Account Description : Other Current Expense : Library

Date Range

Source Code

Reference No

Date

Description

Amount

1	V0152552		05/22/2019	Hf Group	405.00
2	V0148796		12/18/2018	The Hfgroup	320.76
3	V0147766		10/31/2018	NC Dept of Revenue	-5.62
4	V0147325		10/09/2018	Oclc Online Computer Library C	806.25
5					
6					
7					
8					
9					
10					
11					
12					

Q24

Q22

Sub-set total

Total Actuals

Actuals pending posting

Grand Total

1,526.39

1,526.39



## Library Collections

### Scope:

This section of the survey collects data on selected types of material. It does not cover all materials.



### Reporting period:

Report the total number of each category held at the END OF ...[more](#)

	Physical (A)	Digital/Electronic (B)
<a href="#">40 BOOKS (TITLE COUNT)</a>	<input type="text" value="26,653"/> 26,791 <input type="checkbox"/> NA/UA	<input type="text" value="461,471"/> 424,061 <input type="checkbox"/> NA/UA
<a href="#">40A BOOKS (VOLUME COUNT)</a>	<input type="text" value="28,861"/> 29,175 <input type="checkbox"/> NA/UA	<input type="text"/>
<a href="#">41 DATABASES</a>	<input type="text"/> <input type="checkbox"/> NA/UA	<input type="text" value="147"/> 147 <input type="checkbox"/> NA/UA
<a href="#">42 MEDIA</a>	<input type="text" value="742"/> 751 <input type="checkbox"/> NA/UA	<input type="text" value="54,679"/> 54,659 <input type="checkbox"/> NA/UA
<a href="#">43 SERIALS</a>	<input type="text" value="10"/> 11 <input type="checkbox"/> NA/UA	<input type="text" value="54,177"/> 47,776 <input type="checkbox"/> NA/UA
<a href="#">44 TOTAL</a>	<input type="text" value="27,405"/> 27,553	<input type="text" value="570,474"/> 526,643
<a href="#">45 EXTERNAL CONTRIBUTIONS FROM CONSORTIA / NETWORK(S)</a>	<input type="text"/> -1 <input type="checkbox"/> NA/UA	<input type="text" value="\$10,163"/> \$10,344 <input type="checkbox"/> NA/UA

## Institutional Repositories

An institutional repository is a set of services that an institution or organization (library, archive, digital collection, etc.) offers to the members of its community for the management and ...[more](#)

<a href="#">50 ITEMS HELD IN THE INSTITUTIONAL REPOSITORY(IES)</a>	<input type="text"/> -1 <input type="checkbox"/> NA/UA
<a href="#">51 ITEM USAGE FROM THE INSTITUTIONAL REPOSITORY</a>	<input type="text"/> -1 <input type="checkbox"/> NA/UA

[ADVANCED SEARCH »](#)

## NC LIVE COLLECTIONS DATA

On this page you'll find data about the resources licensed and/or purchased by NC LIVE, including title lists and data formatted to be included in state and national data collection surveys.

Please note that because NC LIVE subscribes to aggregated databases, exact collection numbers change frequently. Survey data for IPEDS, ARL, and public libraries is current for the indicated dates.

If you need an exact collection number for a given date, or have any additional questions, please contact [the Help Desk](#).

For accessibility information such as VPATs or clc [Terms of Use](#).

tioning information for videos, please see [Accessibility and](#)

## SURVEY DATA

[IPEDS SURVEY DATA](#)~~[ARL SURVEY DATA](#)~~[PUBLIC LIBRARY  
SURVEY DATA](#)

### COLLECTIONS

[USAGE REPORTS](#)[RESOURCE INDEX](#)[COLLECTIONS DATA](#)[TITLE LISTS](#)[RESOURCE SPOTLIGHT](#)[2021-2023 RESOURCE  
SELECTION PROCESS](#)

### ACCESS

[MARC RECORDS](#)[DIRECT DATABASE LINKS](#)[PROXY](#)[DIGITAL](#)[LIVE Chat](#)

Clicking on the type of collection will provide the IPEDS definition.

# LIBRARY COLLECTIONS/CIRCULATION AND INTERLIBRARY LOAN SERVICES

Section I: For all degree-granting institutions with library expenses > 0

Components	Digital/Electronic	Details
<a href="#">Books</a>	248,129	<ul style="list-style-type: none"><li>• ABC-CLIO</li><li>• Credo Reference</li><li>• EBook Central Academic and Public Library Complete</li><li>• Ebook Central Permanent Collection (MyiLibrary)</li><li>• eBooks on EBSCOhost</li><li>• Gale Ebooks (GVRL)</li><li>• Home Grown eBooks Collection</li><li>• RBdigital eBooks</li></ul>
<a href="#">Databases</a>	91	See the <a href="#">general collection spreadsheet</a> for a complete list
<a href="#">Media</a>	47,035	<ul style="list-style-type: none"><li>• Films on Demand</li><li>• Nursing &amp; Allied Health</li><li>• RBdigital</li></ul>
<a href="#">Serials</a>	26,291	The full-text e-journals we can access through our database subscriptions
Library Circulation	<a href="#">See Usage Statistics</a>	Circulation total is for all NC LIVE Books, Databases, and Media collections.

[Back to Collections Data page](#)

## ACCESS

MARC RECORDS

DIRECT DATABASE LINKS

PROXY CONFIGURATION

DISCOVERY TOOLS

ACCESSIBILITY AND TERMS OF USE

E-RESOURCES GUIDE

## ENGAGE AND PROMOTE

ANNUAL CONFERENCE

REGIONAL WORKSHOPS

NC LIVE TRAINING

SHARED PROMOTIONAL & INSTRUCTIONAL MATERIALS

JOIN LISTSERV

## SERVICES

HOSTED PROXY SERVICE

OPEN EDUCATION NORTH CAROLINA

WEBSITE SERVICE

SUMMON IMPLEMENTATION



# Barbara R. Ketcham

14 Jackson Grove South  
Landrum, SC 29356  
Phone & Fax (864) 457-4944  
or Fax #2 (864) 457-5079  
E-Mail: ketcham4books@yahoo.com



## Ebooks 40B

NCLIVE 214,329  
EBSCO 201,529  
ME SHARP 20  
EBSCO PDA 2  
Gale (GVRL) 5  
Infobase 36  
Salem 165  
NCDL 43,198  
Omnigraphics 44  
STAT! Ref 67

GALG GAP - 459,395  
2076

Serving Schools and Libraries of the Carolinas for 25 Years!!

# Barbara R. Ketcham

14 Jackson Grove South  
Landrum, SC 29356  
Phone & Fax (864) 457-4944  
or Fax #2 (864) 457-5079  
E-Mail: ketcham4books@yahoo.com



## Databases - 41B

NCLIVE - 89	Libguides 215
ADAM - 1	- 4 college
EBSCO - 8 - Disc.	- 5 commercial
Gale - 48	- 1 loc
INFODISE	- 2 ocrc
Omnigraphics 1	- 11 org
Overdrive 1	- 19 NC
Salem 1	- 14 US
STATISTA 1	159
TEton 2	

147

Serving Schools and Libraries of the Carolinas for 25 Years!!

# Barbara R. Ketcham

14 Jackson Grove South  
Landrum, SC 29356  
Phone & Fax (864) 457-4944  
or Fax #2 (864) 457-5079  
E-Mail: ketcham4books@yahoo.com



## Media - 42B

NC LIVE - 39,377  
NCDL - 11,363  
STAT! Ref - 141  
Gale - 3798  
54,679

Serving Schools and Libraries of the Carolinas for 25 Years!!

# Barbara R. Ketcham

14 Jackson Grove South  
Landrum, SC 29356  
Phone & Fax (864) 457-4944  
or Fax #2 (864) 457-5079  
E-Mail: ketcham4books@yahoo.com



## Serials - 43B

NC LIVE - 24,504  
EBSCO - 0 Disc  
Gale - 29,671  
CHOICE - 1  
CHRONICLE - 1

54,177

Serving Schools and Libraries of the Carolinas for 25 Years!!

## Library Collections

### Scope:

This section of the survey collects data on selected types of material. It does not cover all materials.



### Reporting period:

Report the total number of each category held at the END OF ...[more](#)

	Physical (A)	Digital/Electronic (B)
<u>40 BOOKS (TITLE COUNT)</u>	<input type="text" value="26,653"/> 26,791 <input type="checkbox"/> NA/UA	<input type="text" value="461,471"/> 424,061 <input type="checkbox"/> NA/UA
<u>40A BOOKS (VOLUME COUNT)</u>	<input type="text" value="28,861"/> 29,175 <input type="checkbox"/> NA/UA	<input type="text"/>
<u>41 DATABASES</u>	<input type="text"/> <input type="checkbox"/> NA/UA	<input type="text" value="147"/> 147 <input type="checkbox"/> NA/UA
<u>42 MEDIA</u>	<input type="text" value="742"/> 751 <input type="checkbox"/> NA/UA	<input type="text" value="54,679"/> 54,659 <input type="checkbox"/> NA/UA
<u>43 SERIALS</u>	<input type="text" value="10"/> 11 <input type="checkbox"/> NA/UA	<input type="text" value="54,177"/> 47,776 <input type="checkbox"/> NA/UA
<u>44 TOTAL</u>	<input type="text" value="27,405"/> 27,553	<input type="text" value="570,474"/> 526,643
<u>45 EXTERNAL CONTRIBUTIONS FROM CONSORTIA / NETWORK(S)</u> <b>!?!</b>	<input type="text"/> -1 <input type="checkbox"/> NA/UA	<input type="text" value="\$10,163"/> \$10,344 <input type="checkbox"/> NA/UA

## Institutional Repositories

An institutional repository is a set of services that an institution or organization (library, archive, digital collection, etc.) offers to the members of its community for the management and ...[more](#)

<u>50 ITEMS HELD IN THE INSTITUTIONAL REPOSITORY(IES)</u>	<input type="text"/> -1 <input type="checkbox"/> NA/UA
<u>51 ITEM USAGE FROM THE INSTITUTIONAL REPOSITORY</u>	<input type="text"/> -1 <input type="checkbox"/> NA/UA

**Subject:**

[EXTERNAL] FW: list of costs per college for FY1819

Here are the figures for ACRL survey...

**From:** Colleen Turnage <turnagec@nccommunitycolleges.edu>

**Sent:** Thursday, November 07, 2019 2:19 PM

**To:** Colleen Turnage <turnagec@nccommunitycolleges.edu>

**Subject:** list of costs per college for FY1819

ILS per college = \$8,792.12

NCLIVE = \$8,621.00 —

STAT!Ref = \$1,361.14 —

Chatstaff license for the 53 colleges participating = \$724.44

LibGuide cost = one-time \$300 charge per library (only figure cited on NCLIVE's web site)

ADAM (7/1/18-12/31/18) = \$181.03 —

45B









\$10,163.17








## Library Services

## Library Circulation Usage

	Physical (A)		Digital/Electronic (B)	
<u>60 INITIAL CIRCULATION</u>	 1,023	1,008 <input type="checkbox"/> NA/UA	 14,518	14,922 <input type="checkbox"/> NA/UA
<u>61 E-BOOK USAGE COUNTER BR1 (IF AVAILABLE)</u>	 <input type="text"/>		 <input type="text"/>	-1 <input type="checkbox"/> NA/UA
<u>62 E-BOOK USAGE COUNTER BR2 (IF AVAILABLE)</u>	 <input type="text"/>		 <input type="text"/>	-1 <input type="checkbox"/> NA/UA
<u>63 E-SERIALS USAGE</u>	 <input type="text"/>		 17,885	18,446 <input type="checkbox"/> NA/UA

## Information Services to Individuals

Transactions and consultation interactions are information contacts that involve the knowledge, use, recommendations, interpretation, or instruction in the use of one or more information sources by a ...[more](#)

<u>64 TRANSACTIONS</u>	 84	51 <input type="checkbox"/> NA/UA
<u>65 CONSULTATIONS</u>	 0	0 <input type="checkbox"/> NA/UA
<u>67 VIRTUAL REFERENCE SERVICES</u>	 79	27 <input type="checkbox"/> NA/UA

## Locations

<u>68 INDICATE THE NUMBER OF BRANCH OR INDEPENDENT LIBRARIES</u>	 0	0 <input type="checkbox"/> NA/UA
--	---	----------------------------------

NC LIVE resource usage report  
Ebooks & Media Usage  
\*Added by me

60-B

Vendor	Totals	Totals	Totals	Totals	My Numbers
	Sessions	Searches	FT-Views	AbsPlusV ews	Totals
Alexander Street Press North American Women's Letters and Diaries		1	2	3	3
BiblioLabs HomeGrown Ebooks Collection		0	11	60	125 60
Chadwyck-Healey		3	0	1	1 1
Credo Credo Reference		196	135	250	250 250
EBSCO Biography Reference Bank eBooks on EBSCOhost (NC LIVE) *Ebooks on EBSCOhost (Subscrip)		5 589	2 450	2 235 *66	5 728 235 66
*Gale Ebooks - Counter BR2 Testing & Education Reference Center		49	0	*3266 6	3266 6
HeritageQuest		1	2	16	16 16
Infobase Ferguson's Career Guidance Center Films on Demand Video Collection Films on Demand - My Numbers *Infobase Ebooks		1 0	0 526	2 9,801 *10405 1	2 9,871 10405 1
Mango Languages		0	0	16	16 16
* Omnigraphics				0	0

ProQuest Company  
Ebook Central Academic and Public  
Library Complete

	0	0	410	410
RBdigital	0	0	0	0 0
*Salem			*17	17
*STAT!Ref			*172	172
Le Grande Total				14518

### Information Services to Groups

Information contacts planned in advance in which a staff member, or a person invited by a staff member, provides information intended for a number of persons. Information service to groups includes ...[more](#)

	<u>Physical (A)</u>	<u>Digital / electronic (B)</u>	<u>Total (if breakdown not available) (C)</u>	<u>Total (calculated)</u>
<u>70 NUMBER OF PRESENTATIONS</u>	<input type="text" value="13"/> 14 <input type="checkbox"/> NA/UA	<input type="text" value="-1"/> -1 <input type="checkbox"/> NA/UA	<input type="text" value="-1"/> -1 <input type="checkbox"/> NA/UA	<input type="text" value="13"/> 14
<u>71 TOTAL ATTENDANCE AT ALL PRESENTATIONS</u>	<input type="text" value="162"/> 197 <input type="checkbox"/> NA/UA	<input type="text" value="-1"/> -1 <input type="checkbox"/> NA/UA	<input type="text" value="-1"/> -1 <input type="checkbox"/> NA/UA	<input type="text" value="162"/> 197

### Hours

<u>72 NUMBER OF HOURS OPEN DURING A TYPICAL WEEK IN AN ACADEMIC SESSION</u>	<input type="text" value="53.75"/> 53.75 <input type="checkbox"/> NA/UA
---	---

### Gate Counts

Report the number of entries to the library facilities on an annual basis and/or in a typical week, whichever is easier for the responder. If the library does not count entries on an annual basis or ...[more](#)

<u>73 GATE COUNT - ON AN ANNUAL BASIS (IF AVAILABLE)</u>	<input type="text" value="16,759"/> 18,147 <input type="checkbox"/> NA/UA
<u>74 GATE COUNT - IN A TYPICAL WEEK (IF AVAILABLE)</u>	<input type="text" value="335"/> 363 <input type="checkbox"/> NA/UA



**Interlibrary Loan Services**

Please enter a total in 81 and 82 \*or\* the detail numbers in 81a, 81b and 82a, 82b and 82c.

<b>80 DOES YOUR INSTITUTION HAVE INTERLIBRARY LOAN SERVICES?</b>		<input checked="" type="radio"/> Yes <input type="radio"/> No
<b>81 TOTAL INTERLIBRARY LOANS AND DOCUMENTS PROVIDED TO OTHER LIBRARIES</b>		<input type="text"/> -1 <input type="checkbox"/> NA/UA
<b>81A ILL-01 RETURNABLE (IF AVAILABLE) <sup>3</sup></b>		163 676 <input type="checkbox"/> NA/UA
<b>81B ILL-02 NON-RETURNABLE (IF AVAILABLE)</b>		1 2 <input type="checkbox"/> NA/UA
<b>81C TOTAL IF ILL-01 AND ILL-02 ARE REPORTED SEPARATELY</b>		164 678
<b>82 TOTAL INTERLIBRARY LOANS AND DOCUMENTS RECEIVED</b>		<input type="text"/> -1 <input type="checkbox"/> NA/UA
<b>82A ILL-03 RETURNABLES (IF AVAILABLE)</b>		38 50 <input type="checkbox"/> NA/UA
<b>82B ILL-04 NON-RETURNABLES (IF AVAILABLE)</b>		18 1 <input type="checkbox"/> NA/UA
<b>82C ILL-05 DOCUMENTS RECEIVED FROM COMMERCIAL SERVICES (IF AVAILABLE)</b>		<input type="text"/> -1 <input type="checkbox"/> NA/UA
<b>82D TOTAL IF ILL-03, ILL-04 AND ILL-05 ARE REPORTED SEPARATELY</b>		56 51

**Student Enrollment**

Many of the derived ratios sought by librarians involve student enrollment data, such as expenditures per student, reference transactions per student or number of staff per student. IPEDS collects [...more](#)

<b>90 FULL-TIME EQUIVALENTS (FTE)</b>		1,415 1,406
<b>91 HEADCOUNTS (SKIP IF BREAKOUTS AVAILABLE)</b>		2,680 2,662
<b>91A FULL TIME UNDERGRADUATE (IF AVAILABLE)</b>		<input type="text"/>
<b>91B PART TIME UNDERGRADUATE (IF AVAILABLE)</b>		<input type="text"/>
<b>91C FULL TIME GRADUATE (IF AVAILABLE)</b>		<input type="text"/>
<b>91D PART TIME GRADUATE (IF AVAILABLE)</b>		<input type="text"/>
<b>91E TOTAL HEADCOUNT</b>		2,680 2,662

## IPEDS AL Spring Component (optional)

This section is designed to simplify the data capture process for the IPEDS AL component and enable generation of a downloadable .txt file that can be imported directly into IPEDS rather than ...[more](#)

**WOULD YOU LIKE TO VIEW YOUR IPEDS ACADEMIC LIBRARIES FILE? (SELECT YES AND IT WILL APPEAR IN THE UPPER RIGHT-HAND QUADRANT OF THE SCREEN)**



Yes

## Section I: Library Collections/Circulation

### Section I Digital/Electronic Group Information

#### Digital/Electronic

<u>DIGITAL/ELECTRONIC</u>		Digital/Electronic
<u>DIGITAL/ELECTRONIC BOOKS</u>		461,471 424,061
<u>DIGITAL/ELECTRONIC DATABASES</u>		147 147
<u>DIGITAL/ELECTRONIC MEDIA</u>		54,679 54,659
<u>TOTAL ELECTRONIC COLLECTION, CALCULATED</u>		516,297 478,867
<u>TOTAL ELECTRONIC CIRCULATION</u>		14,518 14,922

### Section I Physical Group Information

#### Physical

<u>PHYSICAL</u>		Physical
<u>PHYSICAL BOOKS</u>		26,653 26,791
<u>PHYSICAL MEDIA</u>		742 751
<u>PHYSICAL SERIALS</u>		10 11
<u>TOTAL PHYSICAL COLLECTION, CALCULATED</u>		27,395 27,542
<u>TOTAL PHYSICAL CIRCULATION</u>		1,023 1,008

## Trends 2019

Open Educational Resources (OER) are teaching, learning and research materials in any medium – digital or otherwise – that reside in the public domain or have been released under an open license ...[more](#)

#1 DOES YOUR INSTITUTION HAVE AN OER INITIATIVE? AN OER INITIATIVE IN THIS CASE WOULD BE AN ORGANIZED EFFORT TO PROMOTE THE USE OR ADOPTION OF OER IN COURSES.

Yes ▾

#2 IS YOUR LIBRARY INVOLVED WITH AN OER INITIATIVE?

The institution has an OER initiative but the library is not involved with this or any other OER initiative ▾

If there is an OER initiative at your institution, it is best described as led by:

Select all that apply:

#3A. LIBRARY

☐ Yes ☒ No

#3B. ADMINISTRATION

☐ Yes ☒ No

#3C. FACULTY

☒ Yes ☐ No

#3D. STUDENTS

☐ Yes ☒ No

#3E. COMMITTEE

☐ Yes ☒ No

#3F. OTHER (PLEASE SPECIFY)

☐ Yes ☒ No

#3G. THE INSTITUTION HAS NO OER INITIATIVE

☐ Yes ☒ No

Please indicate which OER-related activities the library supports.

Select all that apply:

#4A. SEARCHING FOR QUALITY OER FOR FACULTY

☐ Yes ☒ No

#4B. CREATING SUBJECT GUIDES OR OTHER EDUCATIONAL MATERIALS ON OER

☐ Yes ☒ No

#4C. TRAINING FACULTY AND STAFF ON OER

☐ Yes ☒ No

#4D. CURATING AND SHARING OER RESOURCES

☐ Yes ☒ No

#4E. PROVIDING ACCESS TO OER VIA A LIBRARY-MANAGED DIGITAL REPOSITORY OR A THIRD-PARTY PLATFORM

☐ Yes ☒ No

#4F. PROVIDING FINANCIAL SUPPORT FOR FACULTY TO DEVELOP OER

☐ Yes ☒ No

#4G. CHECKING LICENSING/INTELLECTUAL PROPERTY RIGHTS ON ADOPTED OER

☐ Yes ☒ No

#4H. ADVOCATING FOR LIBRARY INCLUSION IN OER ACTIVITIES ON CAMPUS

☒ Yes ☐ No

#4I. OTHER (PLEASE SPECIFY)

☐ Yes ☒ No



# IPEDS 2019-20

## Data Collection System

NCES National Center for Education Statistics

Isothermal Community College (198710) (4)

Surveys

Reports

Tools

Help

**File Upload**

Go to Collection Level Data Center

File Export

File Import/Upload

Registration

There is no survey opened

Survey:

File Type: ☐ Fixed Length ☒ Key Value Pair

File Name:  No file chosen

# Questions?



Charles P. Wiggins

[cpwiggins@isothermal.edu](mailto:cpwiggins@isothermal.edu)

(828) 395-1306

Presentation URL: <https://bit.ly/IPEDS-ACRL>